

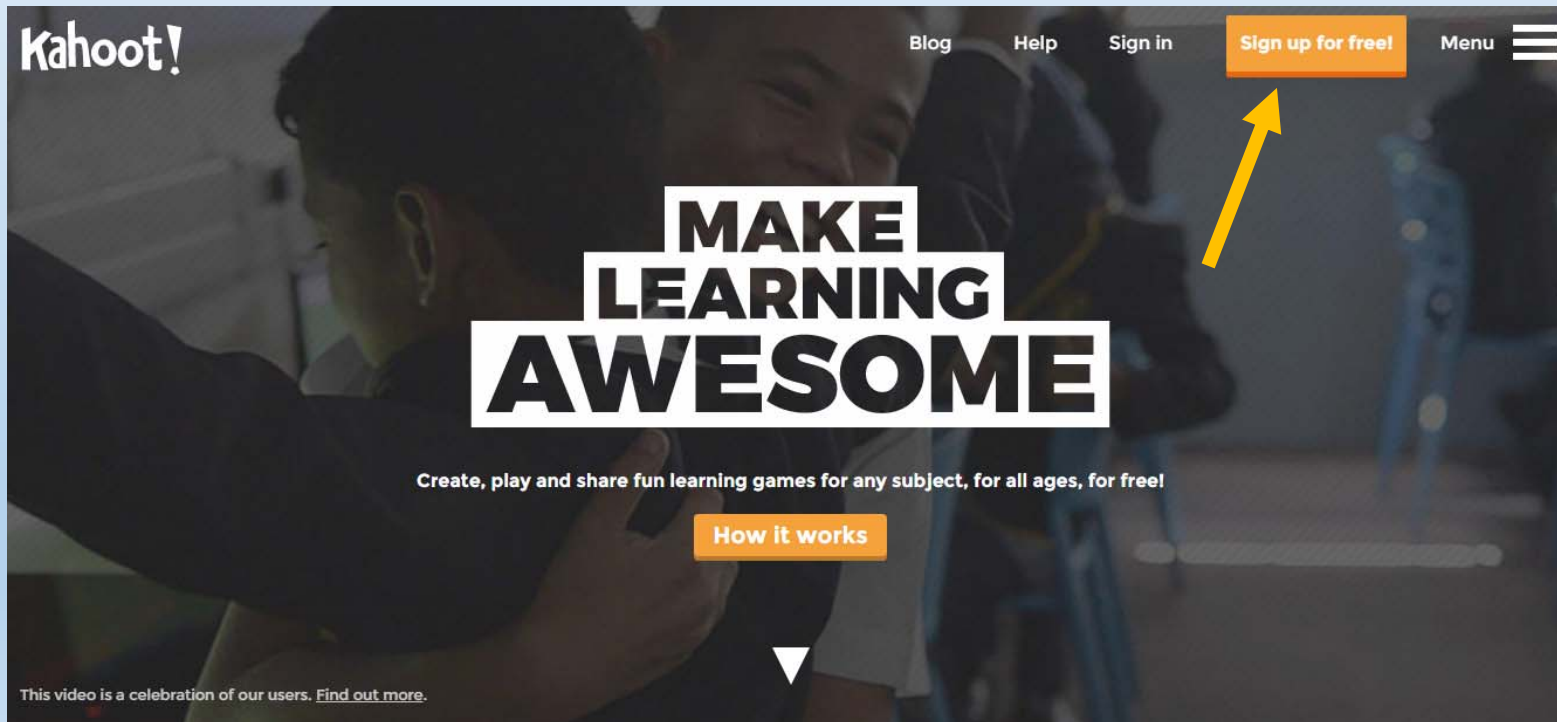
Kahoot!

KAHOOT!

- Not only does this one have an exciting name, it's surprisingly easy to use.
- It is a quiz-based activity that immediately shows students' responses.
- You can either use quizzes developed by other teachers or you can write your own.
- Quizzes are multiple choice.

How to use Kahoot

- Step 1 – go to <https://getkahoot.com> and sign up to create an account



How to use Kahoot

- To use an existing quiz, click on 'Public Kahoots'

The screenshot shows the Kahoot! website interface. At the top, there is a navigation bar with links for 'New K!', 'My Kahoots (1)', 'Public Kahoots (9.5m)', 'FAQ', and 'Support'. The user's name 'MrChander' and the Kahoot! logo with a 'BETA' tag are also visible. A prominent orange banner titled 'Getting started...' contains the following text:

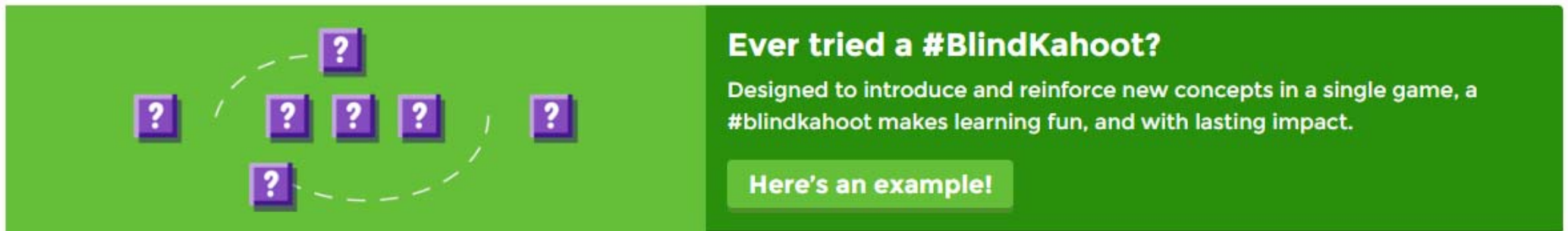
- Check out the [5 ways to make an awesome Kahoot!](#)
- Be inspired by our [Super Kahoot!ers](#)
- Play or duplicate a game from our [Featured](#) or [Trending lists](#)

Below the banner, the main heading is 'Create a new Kahoot!'. Underneath, there are three options: 'Quiz' (with a question mark icon), 'Discussion' (with a speech bubble icon), and 'Survey' (with a bar chart icon). Each option has a brief description: 'Quiz' is for introducing, reviewing, evaluating, rewarding, and more; 'Discussion' is for facilitating discussion or initiating debate with one question; 'Survey' is for gathering opinions and insights to facilitate discussion and debate.

On the right side, there is a sidebar with sections: 'RESOURCES' (including 'Learn Kahoot!', 'Master Kahoot!', and 'Teach Kahoot!'), 'TRY THESE' (including 'Team mode' and 'Ghost mode'), 'MY STATS' (showing 0 Kahoots, 0 Questions, 0 Plays, 0 Players, 0 Shares, and 0 Favs), and 'MY RECENT RESULTS' (listing recent games like 'Maths' and 'Quadrilaterals - Always, Sometimes, Never').

How to use Kahoot

- Search for a quiz you'd like. In this example, I'll search for 'design technology'



The banner features a green background. On the left, there are seven purple question mark icons arranged in a circular pattern, connected by a dashed white line. On the right, the text reads: **Ever tried a #BlindKahoot?** Designed to introduce and reinforce new concepts in a single game, a #blindkahoot makes learning fun, and with lasting impact. Below this text is a green button that says "Here's an example!".


☀ Featured © All ❤ Most popular 📊 Trending 📍 Trending near you ★ Top Kahoot!ers





🔍 Title, subject, tag or username All audiences ▼ All Kahoots! ▼ Search

How to use Kahoot

- Next, I'll click on 'Design Technology Keywords'


Search bar: design technology | All audiences | All Kahoots! | Search

More actions  Only show Kahoots made by teachers?

<input type="checkbox"/>		Design & Technology by SplendidFettle 6 days ago Quiz 15 questions Report Public	Play ▶ 5	Favourite ★ 0	Share  0
<input type="checkbox"/>		Design and Technology Keywords by rbrown33 2 days ago Quiz 10 questions Report Public	Play ▶ 4	Favourite ★ 0	Share  0

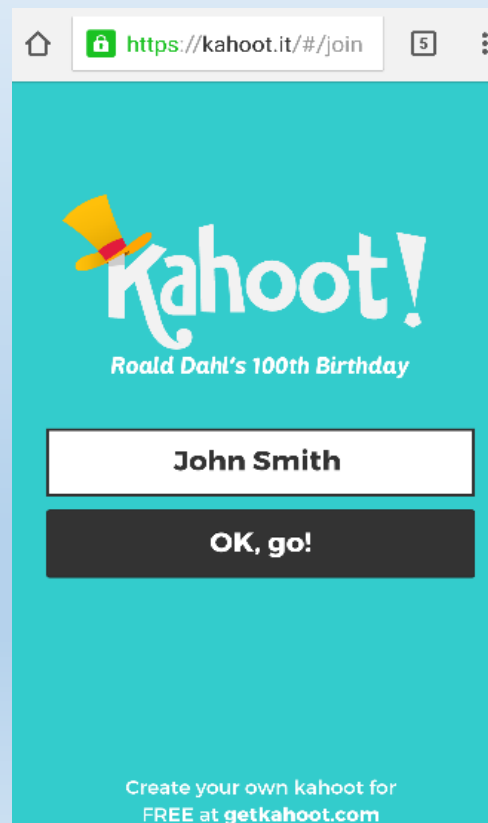
How to use Kahoot

- This screen will appear:



How to use Kahoot

- On your device (laptop, iPad, etc...), go to <https://kahoot.it> and enter the PIN



How to use Kahoot

- You will be added to the class list and will be ready to go!
- Have a go and let me know if there's anything I can do to help